



HAL
open science

Node-Type-Based Load-Balancing Routing for Parallel Generalized Fat-Trees

John Gliksberg, Jean-Noel Quintin, Pedro Javier Garcia

► **To cite this version:**

John Gliksberg, Jean-Noel Quintin, Pedro Javier Garcia. Node-Type-Based Load-Balancing Routing for Parallel Generalized Fat-Trees. 2018 IEEE 4th International Workshop on High-Performance Interconnection Networks in the Exascale and Big-Data Era (HiPINEB), Feb 2018, Vienna, France. pp.9-15, 10.1109/HiPINEB.2018.00010 . hal-03861727

HAL Id: hal-03861727

<https://universite-paris-saclay.hal.science/hal-03861727>

Submitted on 21 Nov 2022

HAL is a multi-disciplinary open access archive for the deposit and dissemination of scientific research documents, whether they are published or not. The documents may come from teaching and research institutions in France or abroad, or from public or private research centers.

L'archive ouverte pluridisciplinaire **HAL**, est destinée au dépôt et à la diffusion de documents scientifiques de niveau recherche, publiés ou non, émanant des établissements d'enseignement et de recherche français ou étrangers, des laboratoires publics ou privés.

Node-type-based load-balancing routing for Parallel Generalized Fat-Trees

John Glikberg
UVSQ, UCLM, Atos
Versailles, France
john.glikberg@uvsq.fr

Jean-Noël Quintin
Atos
Les Clayes-sous-Bois, France
jean-noel.quintin@atos.net

Pedro Javier García
UCLM
Albacete, Spain
pedrojavier.garcia@uclm.es

Abstract—High-Performance Computing (HPC) clusters are made up of a variety of node types (usually compute, I/O, service, and GPGPU nodes) and applications don't use nodes of a different type the same way. Resulting communication patterns reflect organization of groups of nodes, and current optimal routing algorithms for all-to-all patterns will not always maximize performance for group-specific communications. Since application communication patterns are rarely available beforehand, we choose to rely on node types as a good guess for node usage. We provide a description of node type heterogeneity and analyse performance degradation caused by unlucky repartition of nodes of the same type. We provide an extension to routing algorithms for Parallel Generalized Fat-Tree topologies (PGFTs) which balances load amongst groups of nodes of the same type. We show how it removes these performance issues by comparing results in a variety of situations against corresponding classical algorithms.

Index Terms—HPC, routing, fat-tree, PGFT, Dmodk, Smodk, heterogeneity

INTRODUCTION

Routing algorithms for HPC systems aim, for one thing, to avoid congestion during application execution. No perfect agnostic algorithm exists, and designing a good routing algorithm usually requires paying attention to the topology and communication patterns which will take place. As detailed by Vigneras & Quintin [8], we can consider that the topology of an HPC cluster never changes, so algorithms are usually designed for a given topology class (i.e. topology-aware algorithms). On the other hand, communication patterns are hard to observe (it is distributed information and can evolve rapidly), rarely known in advance (sometimes unpredictable, sometimes not predicted, sometimes classified), and in the case of multiple applications running concurrently it is potentially impossible to reroute the cluster on-the-fly for optimal performance of each application without causing deadlocks; indeed, there are few algorithms which rely on real communication patterns. Existing research instead focuses on common worst case scenarios: scatter, gather, n2pairs, all-to-all, hot-spots, etc.

We observe that when nodes are not all of the same type (compute, I/O, service, GPGPU, ...) communication patterns for applications will usually be subsets of worst-case scenarios with only one type of source nodes and one type of destination nodes. In the case of parallel generalized fat-trees (PGFTs), it is intuitive to observe how existing load-balancing algorithms (namely Dmodk and Smodk) can result in avoidable congestion

during type-specific communication phases. The aim of this article is to propose new routing algorithms which will provide the same performance for type-specific patterns as existing ones do for type-unspecific patterns.

Section I describes the existing context in detail to improve understanding of the performance issues. Characteristics of fat-tree topologies and their routing algorithms are presented to ease analysis of routing algorithms' quality. A case-study to this effect is introduced alongside a description of node type heterogeneity in Section II. A corresponding communication pattern is chosen in Section III, alongside a statically-computed congestion metric; three routing algorithms are then analysed in detail to show how they under-utilize available network resources. Section IV provides a new technique to use these resources more efficiently without losing properties of the existing algorithms.

I. BACKGROUND

A. Types of fat-tree topologies

Fat-tree topologies were introduced by Leiserson [3] for their high capacity to represent any network for a given size. All fat-tree topologies are deadlock-free when routed with shortest paths; this property is one of the main advantages of fat-trees. K -ary n -trees were subsequently formalized by Petrini & Vanneschi [5] and describe real-life implementations of fat-trees with low-radix switches while being rearrangeably-non-blocking for any n2pair pattern. Extended Generalized Fat-Trees (XGFTs), introduced by Ohring et al. [4], describe a more general class of topologies which keep some properties of k -ary n -trees but allow building much smaller and cheaper networks with only partly reduced overall performance. These topologies are generally not capable of providing full cross-bisectional bandwidth (CBB) for a given number of end-nodes and switch radix.

Zahavi introduced Parallel Generalized Fat-Trees which can provide slimmed topologies with full CBB [10]; they are also useful for their fast tolerance to faults on duplicated links. PGFTs are defined by their number of levels h , the upwards arity w , downwards arity m , and link parallelism p , each parameter for every level in the topology. (The corresponding function is $PGFT(h; m_0, \dots, m_{n-1}; w_0, \dots, w_{n-1}; p_0, \dots, p_{n-1})$.) They are built recursively with duplicated subgroups composed

of smaller PGFTs (containing only interconnected switches of lower levels). Each switch is addressed with a tuple (l, a_h, \dots, a_l) where l is its level and a is the vector describing the sub-trees the node is located at.

B. Vocabulary

Fat-trees are composed of levels consisting of switches connected above and below. As a result, elements related to a switch can be classified using an *up* or *down* prefix. For example *up-switches* are switches linked to the switch in question which are in the level above; the same logic applies to its ports and links.

Up and *down*-routes also relate to the direction level-wise. It is worth pointing out that this differs from existing topology-agnostic Up/Down routing algorithms, where *up* means “towards the root node” and conversely for *down*.

Top-switches are those in the highest level; *leaf*-switches are (as in all indirect topologies) those connected to end-nodes. For fat-trees we call all switches in the lowest level *leaves*.

Hereafter, *L1* switches are those at the first level (leaves), followed by *L2*s, etc.

C. Side-note on adaptive routing

Adaptive routing can react to congestion by diverting communication towards alternative routes. In the case of network congestion, spreading congested traffic as much as possible is a right approach, because the congestion was caused by unnecessarily colliding traffic flows in the first place.

Congestion can, however, originate from end-nodes themselves (it can then be referred to as end-node congestion), in that case spreading congested traffic will not solve the situation and will instead further increase the problems arising from that traffic to the rest of the topology. In particular, more traffic flows will share paths with congested traffic, hence increasing the probability of the latter causing head-of-line blocking to the former [6]. Furthermore, traffic that was routed adaptively loses the property of being transmitted in-order, potentially causing supplementary cost to the application or communication layer; for that reason the communication layer can mark packets to forbid them from being routed adaptively.

Since adaptive routing cannot differentiate between end-node congestion and network congestion, it does not undermine the need for high-quality deterministic routing. Instead, research focuses on techniques to either reduce the potentially harmful collateral impact of adaptive routing or reduce congestion from happening in the first place with injection-throttling [1] or better deterministic routing. The latter is the aim of this article.

D. Overview of routing algorithms across fat-tree topologies

Pure fat-trees are never used in supercomputers, because they rely on very high-radix switches when there are many nodes. However if we were to route them, that would simply mean following the single shortest path available between any two nodes. Any pair of nodes is associated with a single switch at an equal and minimal distance from both, it is called the nearest common ancestor (NCA).

When routing k -ary n -trees, every pair of nodes has multiple NCAs. Optimal routing then comes down to distributing NCAs via which to route to avoid network-congestion from happening in the first place. For XGFTs and PGFTs, the problem is extended to take into account per-level arities and parallel links.

1) *Random routing*: When multiple NCAs are available in fat-tree topologies, one approach to balancing the load of deterministic routes is to randomly choose upwards routes. There is only one downward route from a switch to a node. However in PGFT topologies there is a choice among parallel links. This choice is made randomly too.

On average, the routes are randomly load-balanced: all-to-all traffic will not cause implicit bias towards any part of the topology. Deviations from the average will, however, cause routes to overlap and induce network congestion.

2) *Dmodk routing*: The regular structure of fat-tree topologies can be used to uniformly distribute routes and achieve load-balancing routing with a deterministic method based on packet destination ID, instead of random routing. Zahavi defines such a routing algorithm for PGFTs in a closed form with upwards routes P^U leading to destination d for all switches in level l computed as follows [10]:

$$P_l^U(d) := \left\lfloor \frac{d}{\prod_{k=1}^l w_k} \right\rfloor \bmod (w_{l+1} p_{l+1})$$

This formula assigns an index among the switch’s *up-ports*, which must be indexed beforehand to match the topological addressing scheme. All switches in a level that are not in the same subgroup as the destination are assigned the same upwards route. (Those that *are* in the subgroup must be routed downwards.) This formula and its corresponding algorithm are called D-mod-k or Dmodk. This method can be simplified for fat-trees simpler than PGFTs and in all cases balances the load while concentrating routes to the same destination, thus concentrating the undesired effects of same-destination end-node congestion within a single-root subtree.

In the case of PGFTs, parallel links are indexed in a round-robin manner so that all *up-switches* are assigned a route before multiple routes are assigned towards a single switch (via those multiple links). This, combined with the above formula, ensures a distribution similar to the one defined sequentially in Zahavi et al.’s previous work concerning fat-trees [11].

Gomez et al. [2] routes k -ary n -trees with a method which applies bitmasks to the destination number. This method is defined in detail for $k = 2$; a similar approach can be extended for higher values of k . This algorithm can be considered as a specialized version of Dmodk routing.

3) *Smodk routing*: If switches can determine the sources of messages, routing algorithms can use that information as well. From this an alternative to Dmodk can be defined: Smodk, which propagates messages similarly to Dmodk but based on source node ID rather than destination ID. This algorithm concentrates together routes from the same source,

thus concentrating the undesired effects of same-source end-node congestion as much as possible.

In cases where communications are symmetrical between patterns with several destinations per source and those with several sources per destination, there is no reason for Dmodk or Smodk to be better than the other. Otherwise there isn't necessarily one choice which is always better, but choosing Smodk for multiple-destination heavy patterns (and Dmodk for multiple source heavy patterns) is a reasonable heuristic [7].

We refer to Dmodk and Smodk together as a class of algorithms as Xmodk for the rest of this article.

II. HETEROGENEOUS CLUSTERS

Supercomputers are often clusters made of several types of nodes, rather than the common description of a single type of computing nodes. Other types of nodes can include IO nodes for short and long-term data storage; service or management nodes for login, node reservation, deployment, monitoring, fault-tolerance; GPGPU and FPGA nodes for optimized computations

There are various strategies to place secondary nodes (IO or service) in existing clusters, which are usually not described in research material. In the case of fat-trees, strategies can include:

- Placing a constant number of secondary nodes of each type at every leaf
- Adding an irregular subgroup with secondary nodes connected to the top switches like the other regular subgroups (this generally breaks fat-tree properties)
- Connecting the cluster to an external topology via routers. For example if using a Lustre file system, Lustre routers can be nodes of the cluster leading to an array of IO servers of which the fabric management and routing algorithm are not aware.

As a concrete example, BXI¹ switches have 48 ports. Some BXI switch have only copper ports, some others have three optical ports. The optical ports are placed identically on all switches and are dedicated to nodes physically far within the topology (i.e. management nodes and IO proxy nodes).

III. ANALYSIS OF A TYPE-BASED COMMUNICATION PATTERN

We will use a simplified case-study to show how node-type-oblivious load-balancing routing can result in unnecessary network congestion. The topology for this case-study is a pruned 3-level PGFT with low-radix switches and nonfull cross-bisectional bandwidth (CBB) (see figure 1). Nodes are indexed by port rank on their leaf and by leaf address comparison between leaves. The last port of every leaf is reserved for IO nodes; they have NIDs whose modulo by 8 is 7. We use a topology with nonfull CBB because otherwise there would be no possible congestion at any top-port.

¹BXI is the interconnect technology developed by Bull/Atos. It comprises hardware (switches, links) and software (firmware, low-level and high-level development environment on which are built the fabric management and routing algorithms).

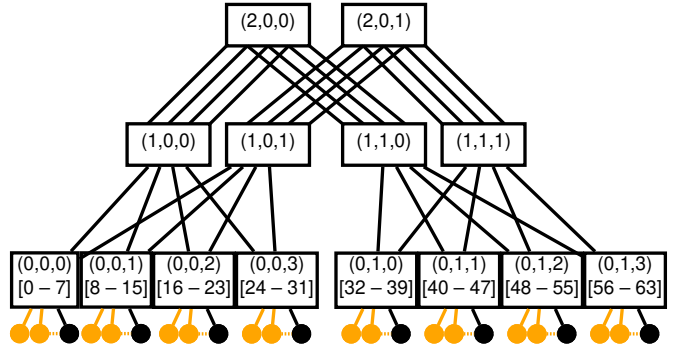


Fig. 1. Case-study topology $PGFT(3; 8, 4, 2; 1, 2, 1; 1, 1, 4)$ — IO nodes (in black) have the largest NID of every leaf ($7, 15, 23, \dots \equiv 7 \pmod{8}$)

This case-study is based on a communication pattern commonly found in distributed applications: data collection from all compute nodes to IO nodes, each compute node sending to the IO node of its symmetrical leaf (e.g.: $(0, 0, 1)$ is symmetrical to $(0, 1, 1)$, so NIDs 8 to 14 send to NID 47). In this case all routes will have to go through a top-switch. This might be contained in a short time frame, following a barrier, or spread out through the application lifetime, it does not matter. For a given complete set of routes R , we call $C2IO(R)$ the subset of routes affected by this pattern.

A. Static congestion metric

This study relies on a static metric to describe the potential sources of contention. The aim of this metric is to give a formal way to describe contention, which abstracts the fine-grain causes of latency to help build a general understanding of how to avoid contention. This contrasts with common techniques based on simulation or experimentation which do not link observations of contention with a corresponding explanation. This simple technique of estimation of contention is new; it is also used in concert with the architecture described by Vigneras & Quintin [8] with the goal of automating computation of that metric for potential integration into the fabric management's decision making. Analysis in terms of this metric is sufficient to prove and explain drawbacks and benefits of algorithms, but a simulation-based analysis would complement this work to give tangible results for real-life applications.

Worst-case scenario contention can be measured by the number of possible flows going through a port at the same time. Once the topology is routed, if a given port p is used as output for routes, we can count the number of distinct sources ($src(R, p)$) and destinations ($dst(R, p)$) for these routes:

- Both values are non-nil, since there are routes going through the port.
- If one of these values is equal to 1, this port will never be used for unrelated communications; the port is subjected to only one flow of communication. Any potential packet concurrency at the port means that there is a corresponding concurrency at the sending end-node or receiving end-node. That end-node will be the cause of unavoidable

congestion of an order of magnitude more important, and no packet from another flow could be affected.

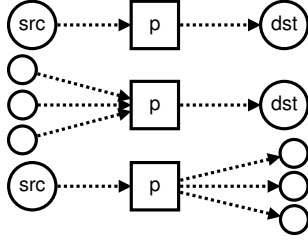


Fig. 2. Example sets of routes for which p is subjected only to one flow

- If both values are greater than one, there are unrelated communications that might interact at this port. This can lead to potentially avoidable network congestion.

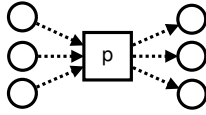


Fig. 3. Example routes for which p can be subjected to multiple flows

For a given set of routes R , we call this metric C_{port} :

$$C_p(R) := \min(src(R, p), dst(R, p))$$

This metric does not imply there will always be network congestion at ports with $C_{port} > 1$, but it shows the worst case. Assuming all flows are similar, collisions will happen more frequently when more flows are involved. As a result we claim that in general port a will tend to be more congested than port b if $C_a > C_b$, even if it depends on the exact timing of communications. From this we can deduce a reasonable metric for the whole topology:

$$C_{topo}(R) := \max_{p \in topo} (C_p(R))$$

Routing in a balanced manner means minimizing that metric. Studying a communication pattern means applying this metric only to the routes affected by the pattern rather than all the routes computed.

For this metric we consider ports as output for the routes, but the same analysis can be made with ports as input. This does not cause $C_{topo}(R)$ to vary when the pattern has symmetrical communications between sources and destinations.

B. Dmodk performance

With Dmodk routing, destinations will be assigned one switch through which to route in every subgroup. More specifically, we will describe which up-port is routed as output for switches not directly above the destination, and which down-port is routed as output for switches directly above, when there are several parallel ports available.

$w_1 = 2, p_1 = 1$: every destination is assigned the L2 switches corresponding to its index modulo two. (E.g.: $47 \bmod 2 = 1$, thus destination 47 is assigned the second L2 switch of each

subgroup.) The eight IO destinations are all assigned the same two L2 switches $((1, 0, 1)$ and $(1, 1, 1)$), and more specifically the last up-port of the L2 switch not in their subgroup.

$w_2 = 1$: there is only one L3 switch each L2 switch leads to. It still corresponds to the destination's index modulo 2. IO destinations are assigned the second L3 switch.

$p_2 = 4$: they are more specifically assigned the last port of the four leading to their subgroup. This leaves four destinations per top-port. Figure 4 shows this for $(2, 0, 1)$.

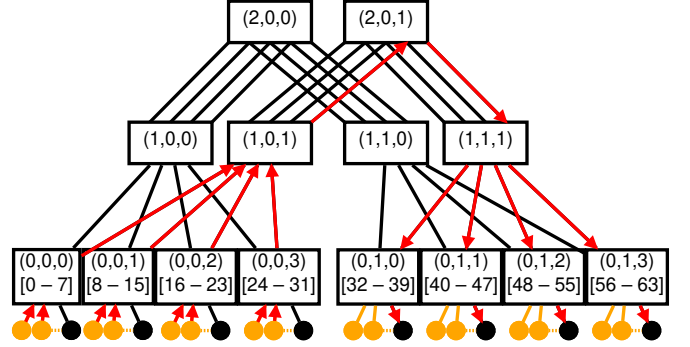


Fig. 4. Set of all routes (in red) going towards IO nodes of the right subgroup, under Dmodk routing. $(2, 0, 1)$'s port with highest rank is used as output for all routes.

Furthermore, each destination has exactly one corresponding source:

$$C_{(2,0,1):7}(C2IO(Dmodk)) = C_{(2,0,1):8}(C2IO(Dmodk)) = \min(56, 4) = 4$$

$(2, 0, 1) : 7$ is the last of $(2, 0, 1)$'s four ports leading to the left subgroup, and $(2, 0, 1) : 8$ is the last leading to the right subgroup.

There are 8 (leaves) times 7 (compute nodes per leaf) = 56 compute destinations, to which are assigned all top-ports except for the two ports of $(2, 0, 1)$ assigned to IO nodes = 14 top-ports, in a balanced manner; this leaves four compute destinations per port. None of these routes are affected by $C2IO$, therefore,

$$\forall p \notin (2, 0, 1), \quad C_p(C2IO(Dmodk)) = 0 \\ C_{topo}(C2IO(Dmodk)) = 4$$

To reformulate this result: for the given communication pattern most of the top-ports are unused while two top-ports have a strong risk of congestion. This can be seen for one of these ports on Figure 4: the routes shown by the red arrows concentrate around the top-port like those shown in Figure 3.

This is sub-optimal, while spreading both subgroups of four IO destinations any disjoint way among the 8 ports leading to each in the top-switches would have lead to $C_{topo}(C2IO(R_{dst})) = 1$. The object of Section IV will be to define such a set of routes R_{dst} .

C. Smodk performance

With Smodk, routes from compute to IO nodes are spread per source. With the same process as Dmodk for compute nodes as destinations, we determine which ports are used with Smodk for computed nodes as sources. More specifically, we will describe which down-port is used as output for switches not directly above the source, and which up-port is used as output for switches directly above, when there are several parallel ports available.

There are 8 top-ports that lead to each subgroup, and 28 compute sources per subgroup; after every group of 7 sources, one NID is skipped, which corresponds to skipping the last considered port of $(2, 0, 1)$. We conclude that two ports of $(2, 0, 1)$ have no compute source, and every other top-port has four compute sources which are all connected to different leaves and as a result send to different IO destinations. This results in $C_p(C2IO(Smodk)) = 4$ for each affected top-port p . This is shown in Figure 5.

This means that in this case there are fourteen top-ports with a high risk of congestion; The sets of routes depicted by red and light-blue arrows in Figure 5 also correspond to the situation shown in Figure 3 to show how high congestion risk for two of the fourteen concerned top-ports. For this communication pattern Smodk is less suited than Dmodk.

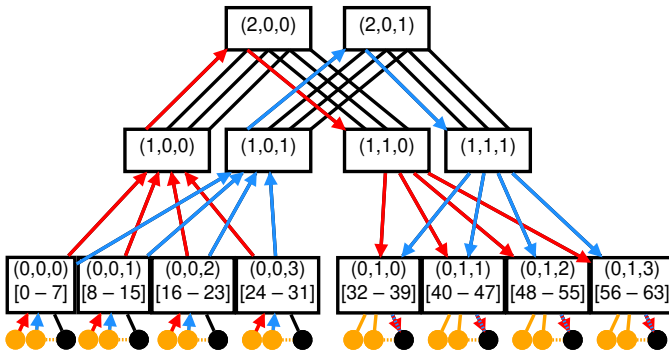


Fig. 5. Two subsets of $C2IO(Smodk)$: red routes have source NID $0 \bmod 8$, light blue routes have source NID $1 \bmod 8$.

Optimizing a source-based routing for this pattern and metric means coalescing routes to the same destination. This would be possible for a given pattern; however this article aims to route based on node-type only, therefore we cannot use specific distribution information. If we always have colliding routes lead to distinct destinations, the best we can reach in this situation is still $C_{topo}(C2IO(R_{src})) = 4$.

Since the pattern considered has few destinations and many sources, it is reasonable that a routing algorithm which concentrates routes from the same sources will be difficult to improve. The opposite will happen for the opposite pattern. Section IV will also define the set of routes R_{src} .

D. Random routing performance

Dmodk was unable to reach $C_{topo}(Dmodk) = 1$ because the modulo operation depends on NIDs and has no information about the communication pattern. Random routing does not

depend on NID; it spreads every route uniformly over the available ports, and as a result every subset of routes is also spread uniformly. Therefore $C2IO(Random)$ does not have particularly coalesced routes.

In practice, distributing each group of 28 routes into its corresponding 8 top-ports always causes collisions between routes that have different destinations. The probability of collision is very close to 1.² Therefore, we can safely state that $C_{topo}(C2IO(Random))$ is always greater than 1. Repeated computation of Random routing for the given topology and communication pattern resulted in $C_{topo}(C2IO(Random))$ values of either 3 or 4: i.e. rarely better than Dmodk.

Random routing will usually give slightly better results than Dmodk or Smodk as soon as the communication patterns have a given bias, but they will always leave some ports with avoidable congestion. Just as Xmodk algorithms aim to compute perfect routes for the general worst-case scenario, we want to compute perfect routes for the type-specific worst-case scenario.

IV. GROUPED XMODK

In the previous section we show that the existing routing algorithms do not balance the load correctly when the topology has mixed node types.

To improve routing for type-specific communication patterns, we can use knowledge of node types and modify Xmodk algorithms. The aim is to optimize resource usage depending on node type. For example the optimization should achieve the best throughput for communications towards IO proxies or compute nodes.

We suggest balancing each group of nodes separately to improve load-balancing under worst-case type-specific patterns. This corresponds to the previously mentioned R_{dst} and R_{src} .

A. Description of indexing

Grouped Xmodk algorithms, or Gxmodk, consist of preprocessing NIDs. Knowing each node's type, the algorithms begin by updating the NIDs accordingly, as shown in algorithm 1.

Algorithm 1 Reindex NIDs by type

```

node_types = set((node.type for node in topo.nodes))
newnodes = list()
for node_type in node_types:
    for nid, node in enumerate(topo.nodes):
        if node.type == node_type:
            newnodes.append(node)
topo.nodes = newnodes

```

Re-indexing in the order of the original NIDs ensures that consecutive reindexed NIDs are topologically close.

Xmodk is then applied as usual but with the updated NIDs.

²Determining with what probability there will be a conflict between two of the 28 routes (leading to different destinations) spread through the 8 top-ports is an example of collision probability between sets of random variables [9] (a generalization of the girl/boy birthday problem). However in this case the total number of variables is greater than the number of choices. In that situation, the article's formula for generalized number of sets has a term which always cancels out for part of the computation; it seemed possibly ill-adapted and was therefore discarded.

B. Analysis for previous topology and communication pattern

We choose to call gNID a reindexed NID. Let's suppose that compute nodes are reindexed first: there are 56 so they are assigned gNIDs 0 to 55. IO nodes are assigned gNIDs 56 to 63. Now routing depends on whether Gdmodk or Gsmodk is used.

1) *Gdmodk results:* For Gdmodk, each IO destination is assigned a unique L2 switch in each subgroup (e.g.: gNID 61 is assigned (1, 0, 1) and (1, 1, 1)). Each L2 switch is assigned two IO destinations of the opposite subgroup, therefore the up-routes from L2 switches use only half of the available parallel ports in a balanced manner.

$$C_{p \in (1, *, *)}(C2IO(Gdmodk)) \leq 1$$

Each L3 switch is shared by two IO destinations for each subgroup (e.g.: (2, 0, 1) is shared by NIDs 15, 31, 47 and 63; or gNIDs 57, 59, 61 and 63), which are assigned distinct output ports. Figure 6 shows how Gdmodk distributes routes efficiently when considering type-based communication patterns. It can be interpreted by pointing out that each set of routes specified by a given color has only one destination (and matches the situation described in Figure 2), with no overlap on output ports in the two upper levels between two sets of routes.

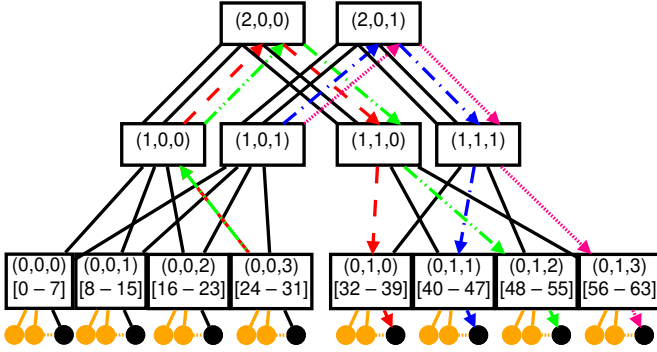


Fig. 6. Simplified representation of all routes going to IO nodes in the right subgroup, under Gdmodk routing. Arrows not displayed can be deduced by shortest paths to displayed ones.

$$C_{p \in (\{1,2\}, *, *)}(C2IO(Gdmodk)) = 1$$

All leaves' up-ports have seven sources and two destinations. $C_{p \in Up-ports((0, *, *))}(C2IO(Gdmodk)) = 2$ as is shown with the overlapping dashed red and double-dotted green arrows in Figure 6. It is unavoidable for some of them to have more than one for the given pattern, so Gdmodk gives the best possible quality of routing tables.

$$C_{topo}(C2IO(Gdmodk)) = 2$$

2) *Gsmodk results:* For Gsmodk, the 28 compute sources of each group are assigned all 8 up-ports of the two L2 switches of their subgroup in a balanced manner: there are 7 compute sources per up-port which are used to lead to 4 distinct IO destinations. The 7 top-ports leading to the other subgroup are used the same way.

$$C_{topo}(C2IO(Gsmodk)) = 4$$

Figure 7 shows all routes of $C2IO(Gsmodk)$ that use one example top-port as output.

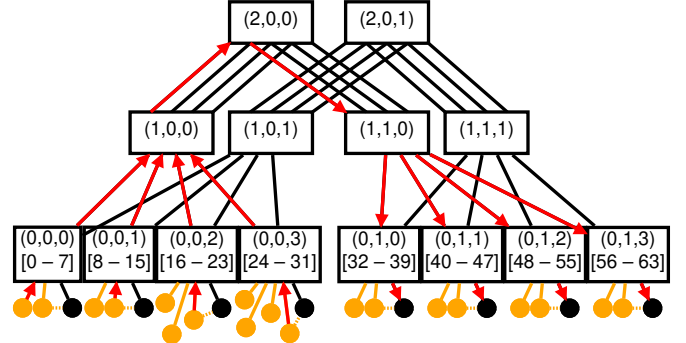


Fig. 7. Subset of $C2IO(Gsmodk)$ with source gNID 0 mod 8

Gsmodk improves route distribution for this pattern compared with Smodk: Since an eighth up-port is now used in both L2 switches (1, *, 1), (and two down-ports of (2, 0, 1)), each port now has 7 sources. All of these ports that were used by Smodk had 8 sources. This improvement is comparatively minor, because few resources had been spared by Smodk on this pattern. This shows that type-awareness doesn't solve the existing asymmetry issue between optimizing routing to coalesce sources or destinations, but it does improve routing with regards to type-specific patterns any time Xmodk missed out on available resources.

On the symmetrical communication pattern we would see the same improvement as we do between Dmodk and Gdmodk for the considered communication pattern. In general, if pattern P is symmetrical to Q , we should always find:

$$C_{topo}(P(Dmodk)) = C_{topo}(Q(Smodk))$$

$$C_{topo}(Q(Dmodk)) = C_{topo}(P(Smodk))$$

$$C_{topo}(P(Gdmodk)) = C_{topo}(Q(Gsmodk))$$

$$C_{topo}(Q(Gdmodk)) = C_{topo}(P(Gsmodk))$$

CONCLUSIONS AND FUTURE WORKS

In this paper we have defined realistic communication patterns depending on node type which are present on our production cluster. From this real-life scenario we analyzed how existing solutions fare against these patterns. We have specified how type-based communications can result in unnecessary congestion. To counter this we have provided new algorithms to improve existing solutions. We have shown a realistic example with, in one case, a sevenfold decrease in congestion risk.

The congestion issue of Xmodk stems from nodes of a same type having the same NID, modulo arities. This also affects communications unrelated to node-type, but optimizing for these means knowing about application usage. Gxmodk aims only to improve the situation when node-type is known; having

early knowledge of applications' communication matrices would warrant writing specific deterministic algorithms.

This article relies on a static flow metric from which we deduce probable congestion. A more thorough analysis of the relationship between this metric and actual congestion depending on fine-grain communication interaction would also be warranted. A corresponding study of the new algorithms based on simulation rather than only a static congestion metric would also provide results in terms of performance.

This work focuses on fat-trees, for which node indexing allows intuitive understanding of NCA distribution; from this we derive type-based pattern analysis and devise a new node indexing to solve corresponding issues. For other topologies (e.g. DragonFly, Generalized HyperCubes) a similar work could also be attempted. Furthermore, a procedural routing algorithm for fat-trees (which can be useful for routing degraded fat-trees or similar topologies) was omitted; a similar technique could be used to improve it.

ACKNOWLEDGEMENTS

This BXI development has been undertaken under a cooperation between CEA and Atos. The goal of this cooperation is to co-design extreme computing solutions. Atos thanks CEA for all their inputs that were very valuable for this research.

This research was partly funded by a grant of Programme des Investissements d'Avenir. This work has been jointly supported by the Spanish MINECO and European Commission (FEDER funds) under the project TIN2015-66972-C5-2-R (MINECO/FEDER).

BXI development was also part of ELCI, the French FSN (Fond pour la Société Numérique) cooperative project that associates academic and industrial partners to design and provide software components for new generations of HPC datacenters.

REFERENCES

- [1] Jesus Escudero-Sahuquillo, Ernst Gunnar Gran, Pedro Javier Garcia, Jose Flich, Tor Skeie, Olav Lysne, Francisco Jose Quiles, and Jose Duato. Combining congested-flow isolation and injection throttling in hpc interconnection networks. In *International Conference on Parallel Processing (ICPP)*, pages 662–672. IEEE, 2011.
- [2] Crispin Gomez, Francisco Gilabert, María Engracia Gomez, Pedro López, and José Duato. Deterministic versus adaptive routing in fat-trees. In *IEEE International Parallel and Distributed Processing Symposium*, pages 1–8. IEEE, 2007.
- [3] Charles E Leiserson. Fat-trees: universal networks for hardware-efficient supercomputing. *IEEE transactions on Computers*, 100(10):892–901, 1985.
- [4] Sabine R Ohring, Maximilian Ibel, Sajal K Das, and Mohan J Kumar. On generalized fat trees. In *Proceedings of the 9th International Parallel Processing Symposium*, pages 37–44. IEEE, 1995.
- [5] Fabrizio Petrini and Marco Vanneschi. k-ary n-trees: High performance networks for massively parallel architectures. In *Proceedings of the 11th International Parallel Processing Symposium*, pages 87–93. IEEE, 1997.
- [6] Jose Rocher-Gonzalez, Jesus Escudero-Sahuquillo, Pedro J García, and Francisco J Quiles. On the impact of routing algorithms in the effectiveness of queuing schemes in high-performance interconnection networks. In *25th Annual Symposium on High-Performance Interconnects (HOTI)*, pages 65–72. IEEE, 2017.
- [7] German Rodriguez, Cyriel Minkenberg, Ramon Beivide, Ronald P Luijten, Jesus Labarta, and Mateo Valero. Oblivious routing schemes in extended generalized fat tree networks. In *IEEE International Conference on Cluster Computing and Workshops*, pages 1–8. IEEE, 2009.
- [8] Pierre Vignéras and Jean-Noël Quintin. Fault-tolerant routing for exascale supercomputer: The bxi routing architecture. In *International Conference on Cluster Computing (CLUSTER)*, pages 793–800. IEEE, 2015.
- [9] Michael C Wendl. Collision probability between sets of random variables. *Statistics & probability letters*, 64(3):249–254, 2003.
- [10] Eitan Zahavi. D-mod-k routing providing non-blocking traffic for shift permutations on real life fat trees. *CCIT Report*, 776, 2010.
- [11] Eitan Zahavi, Gregory Johnson, Darren J Kerbyson, and Michael Lang. Optimized InfiniBand fat-tree routing for shift all-to-all communication patterns. *Concurrency and Computation: Practice and Experience*, 22(2):217–231, 2010.